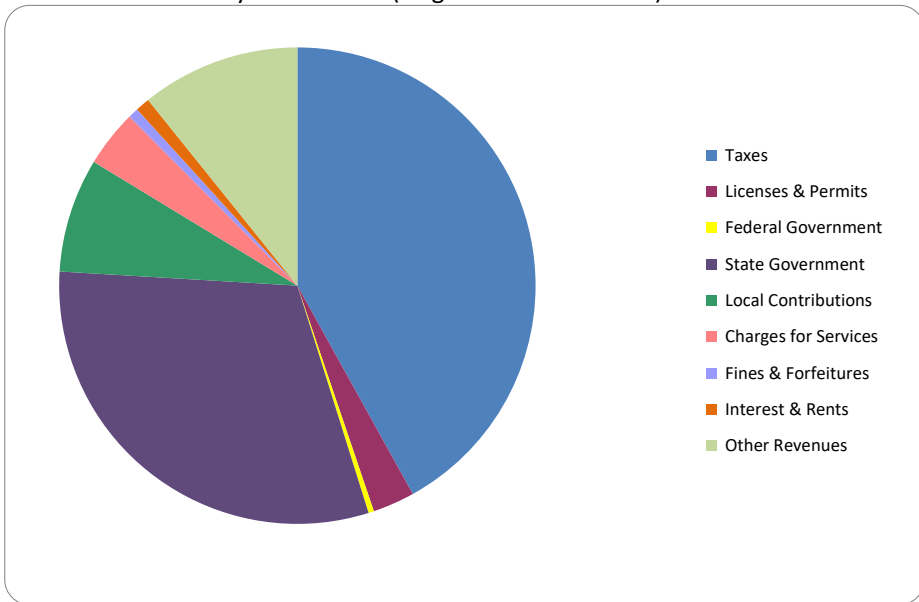


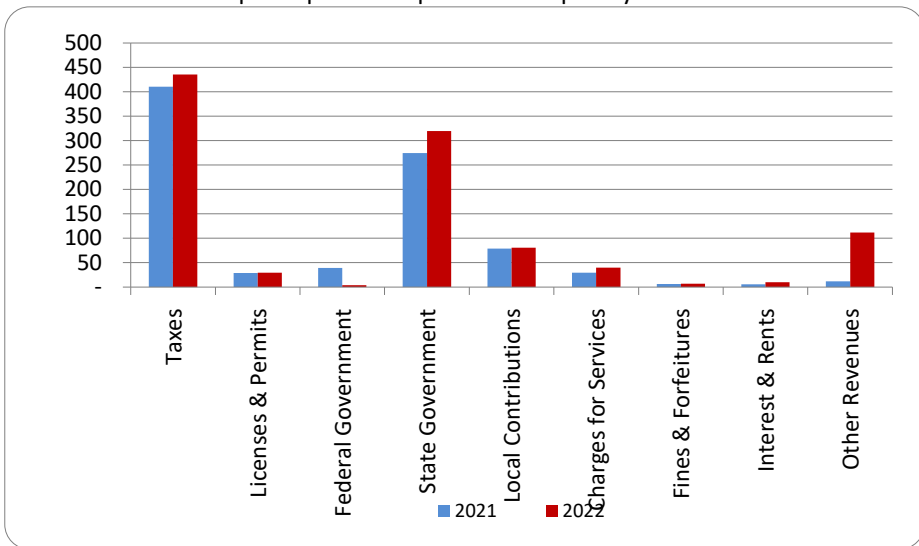
1. Where our money comes from (all governmental funds)



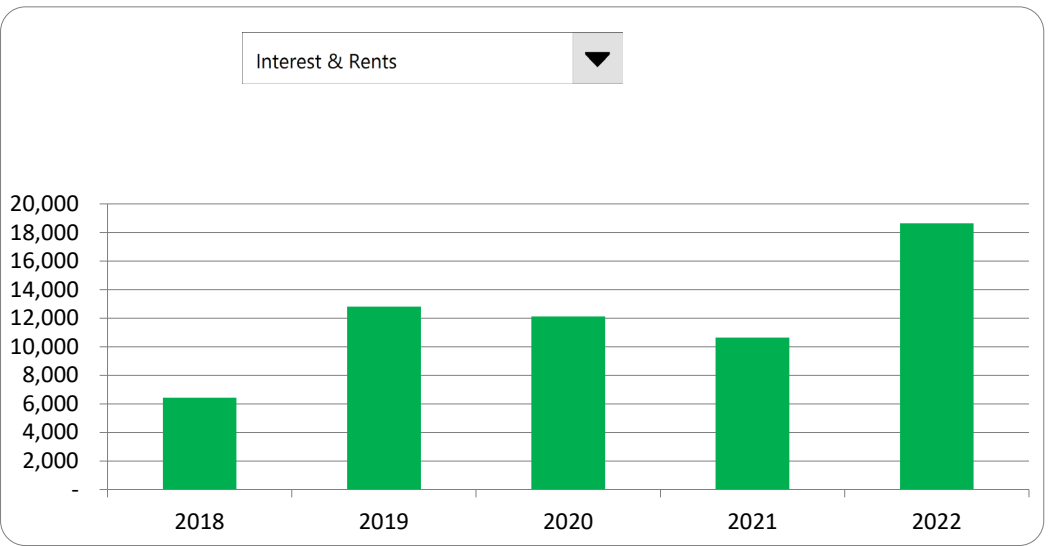
2. Compared to the prior year

	<u>2021</u>	<u>2022</u>	<u>% change</u>
Taxes	\$ 759,718	\$ 805,996	6.09%
Licenses & Permits	52,928	54,737	3.42%
Federal Government	72,613	7,173	-90.12%
State Government	508,079	591,367	16.39%
Local Contributions	146,379	148,895	1.72%
Charges for Services	54,003	74,165	37.33%
Fines & Forfeitures	11,528	13,347	15.78%
Interest & Rents	10,643	18,645	75.19%
Other Revenues	21,701	207,132	854.48%
Total Revenues	\$ 1,637,592	\$ 1,921,457	17.33%

3. Revenue sources per capita - compared to the prior year



4. Historical trends of individual sources



Commentary:

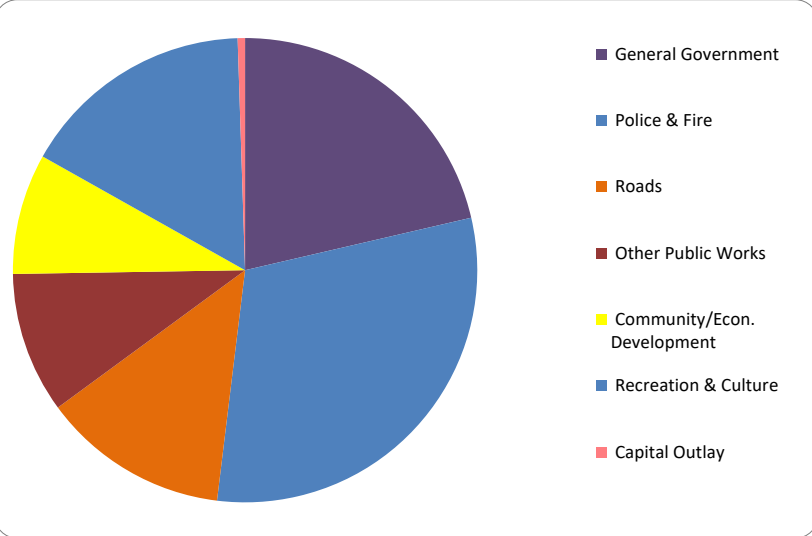
For more information on our unit's finances, contact Lisa Imus at 269-624-6407.

CITIZEN'S GUIDE TO LOCAL UNIT FINANCES - Village of Lawton (80-3-050)

EXPENDITURES

1. Where we spend our money (all governmental funds)

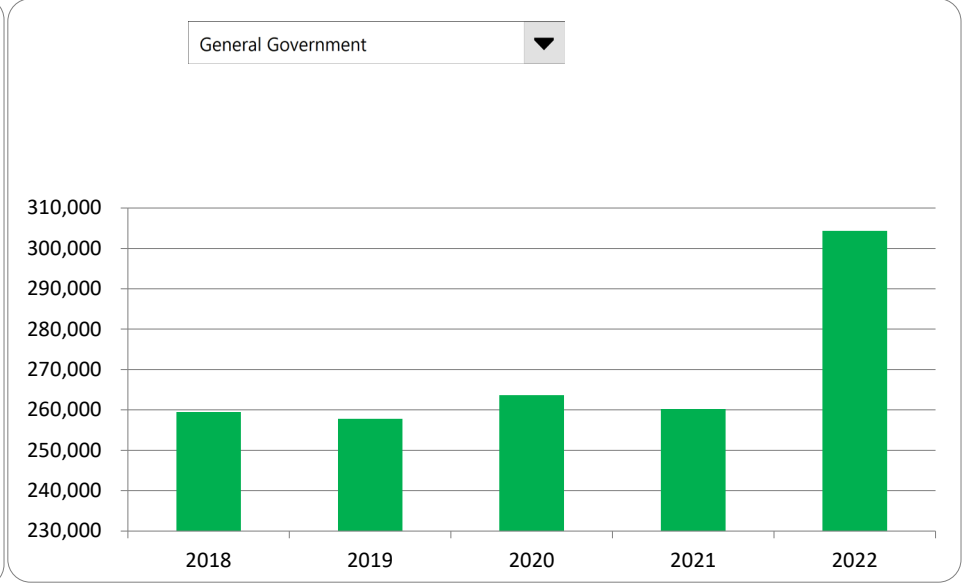
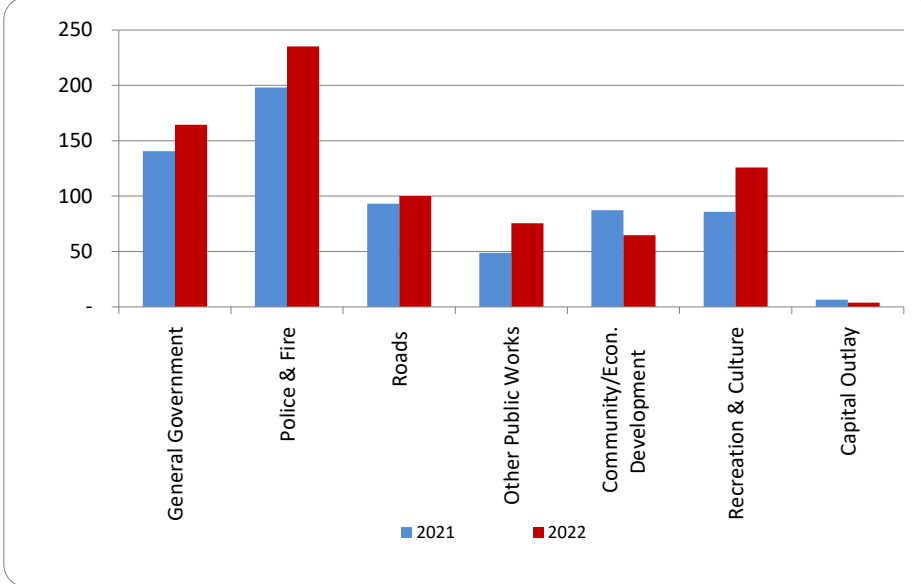
2. Compared to the prior year



	<u>2021</u>	<u>2022</u>	<u>% change</u>
General Government	\$ 260,244	\$ 304,321	16.94%
Police & Fire	366,538	435,223	18.74%
Other Public Safety	-	-	N/A
Roads	172,640	185,064	7.20%
Other Public Works	90,083	139,808	55.20%
Health & Welfare	-	-	N/A
Community/Econ. Development	161,572	119,696	-25.92%
Recreation & Culture	158,642	232,699	46.68%
Capital Outlay	12,273	7,296	-40.55%
Debt Service	-	-	N/A
Other Expenditures	-	-	N/A
Total Expenditures	\$ 1,221,992	\$ 1,424,107	16.54%

3. Spending per capita - compared to the prior year

4. Historical trends of individual departments:

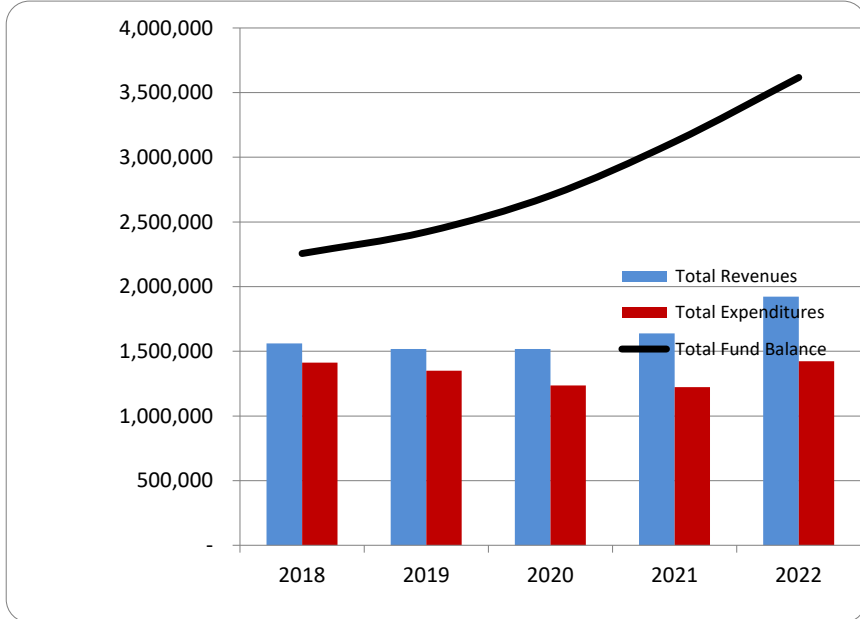


Commentary:

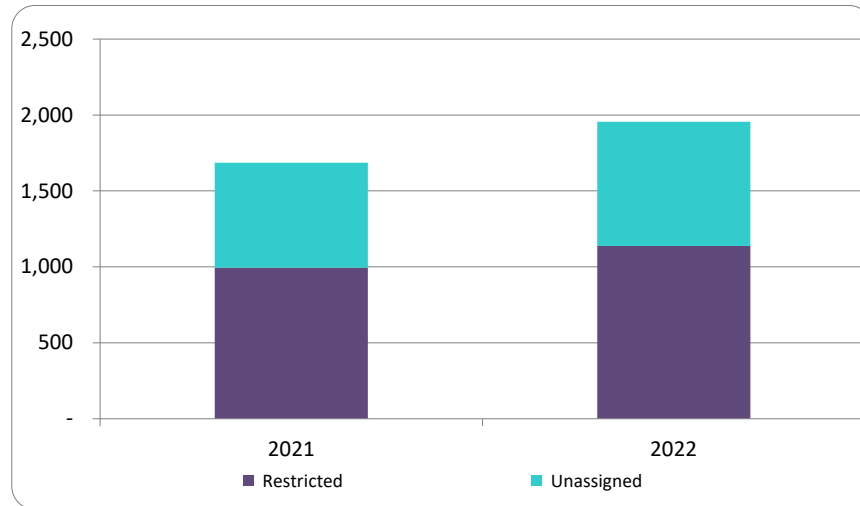
For more information on our unit's finances, contact Lisa Imus at 269-624-6407.

CITIZEN'S GUIDE TO LOCAL UNIT FINANCES - Village of Lawton (80-3-050)

1. How have we managed our governmental fund resources (fund balance)?



3. Fund balance per capita - compared to the prior year

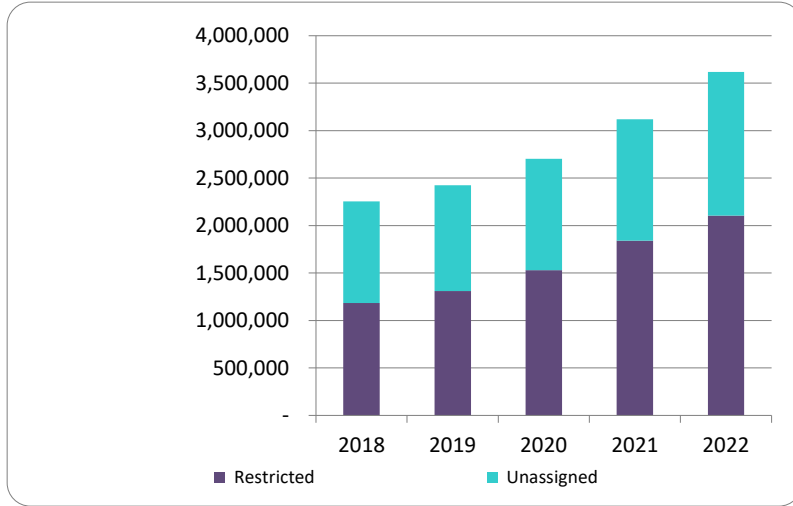


FINANCIAL POSITION

2. Compared to the prior year

	2021	2022	% change
Revenue	1,637,592	1,921,457	17.33%
Expenditures	1,221,992	1,424,107	16.54%
Surplus (shortfall)	415,600	497,350	19.67%
Fund balance, by component:			
Nonspendable	-	-	N/A
Restricted	1,841,631	2,105,009	14.30%
Committed	-	-	N/A
Assigned	-	-	N/A
Unassigned	1,278,137	1,512,109	18.31%
total fund balance	3,119,768	3,617,118	15.94%

4. Historical trends of individual components



Commentary:

For more information on our unit's finances, contact Lisa Imus at 269-624-6407.



CITIZEN'S GUIDE TO LOCAL UNIT FINANCES - Village of Lawton (80-3-050)

OTHER LONG TERM OBLIGATIONS

1. Pension funding status

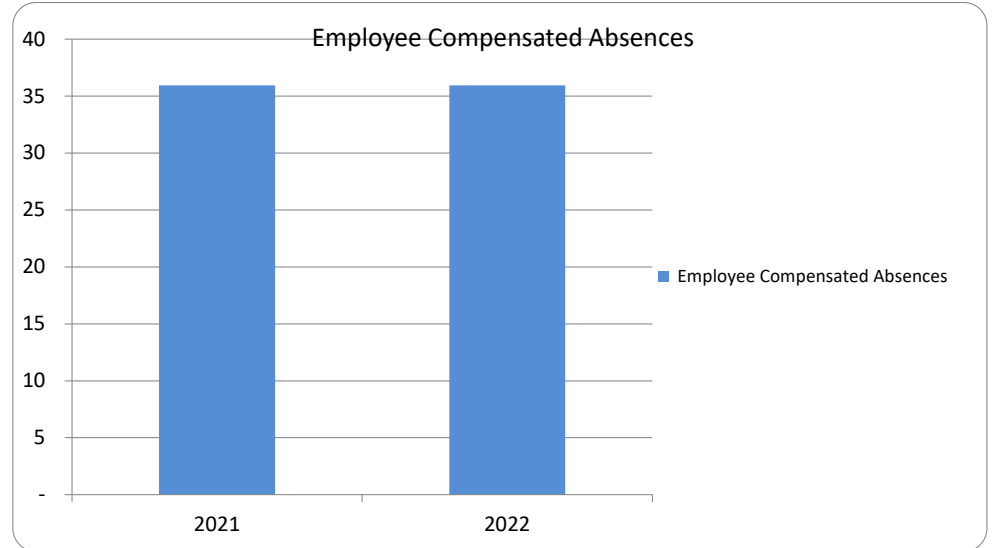
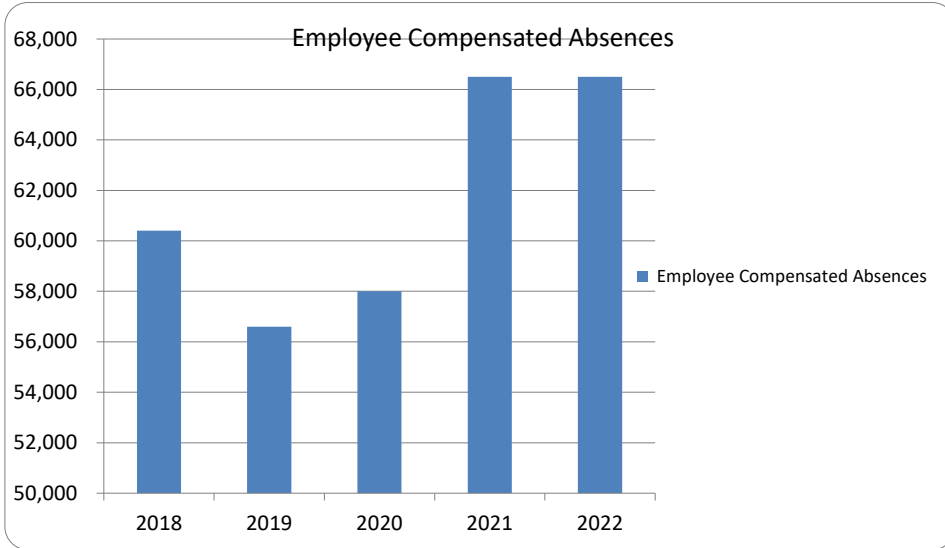
2. Retiree Health care funding status

3. Percent funded - compared to the prior year



4. Long Term Debt obligations:

5. Debt & other long term obligations per capita - compared to the prior year



Commentary: The Village of Lawton has a defined benefit retirement program, and therefore does not carry any outstanding pension funding. Additionally, the Village has never offered retiree healthcare so there is no OPEB (Other Post Employment Benefits) or other long term obligations. The only long term debt obligations are the outstanding employee compensated absences that include accumulated sick and vation time.

For more information on our unit's finances, contact Lisa Imus at 269-624-6407.